

**TECHNICAL DATA****Operating range:**

from 0.6 to 5.4 m<sup>3</sup>/h with head up to 54 metres.

**Liquid quality requirements:** clean, free from solid or abrasive contaminants, non-viscous, non-aggressive, uncrystallised and chemically neutral.

**Liquid temperature range:** from 0°C to +35°C for domestic use (EN 60335-2-41).

**Maximum ambient temperature:** +40°C

**Maximum operating pressure:** 6 bar (600 kPa)

**Maximum suction depth:** 8 metres.

**Installation:** fixed in a horizontal position.

**Special executions on request:** alternative voltages and/or frequencies.

**Motor protection rating:** IP 44

**Terminal block protection rating:** IP 55

**Insulation class:** F

**Standard input voltage:** single phase 220/240 V / 50 Hz  
three phase 230/400 V - 50 Hz

**APPLICATIONS**

Self priming centrifugal pump with excellent suction capacity even in the presence of air bubbles.

Suitable for pumping water with low levels of sandy impurities.

Especially used in domestic water supply installations. Suitable for small farms and gardening, small scale industrial services and where self priming is necessary.

**CONSTRUCTIONAL FEATURES OF THE PUMP**

Pump body in technopolymer and motor support in die cast aluminium.

Impeller, diffuser, venturi tube and sand guard in technopolymer

Stainless steel wear ring.

Carbon/ceramic mechanical seal.

**CONSTRUCTIONAL FEATURES OF THE MOTOR**

Asynchronous type, closed, with external air cooling.

Rotor mounted on oversized greased-for-life ball bearings, to guarantee low noise and long life.

Incorporated thermo-amperometric protection and permanently inserted capacitor in the single phase version.

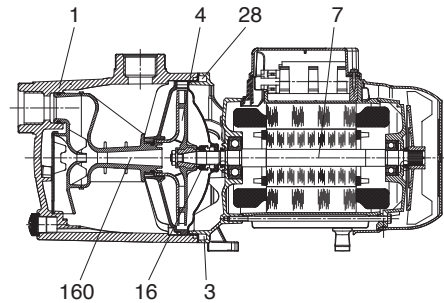
It is recommended to use overload protection for three phase motor protection, in compliance with current legislation.

Manufactured pursuant to CEI 2-3 and CEI 61-69 (EN 60335-2-41).

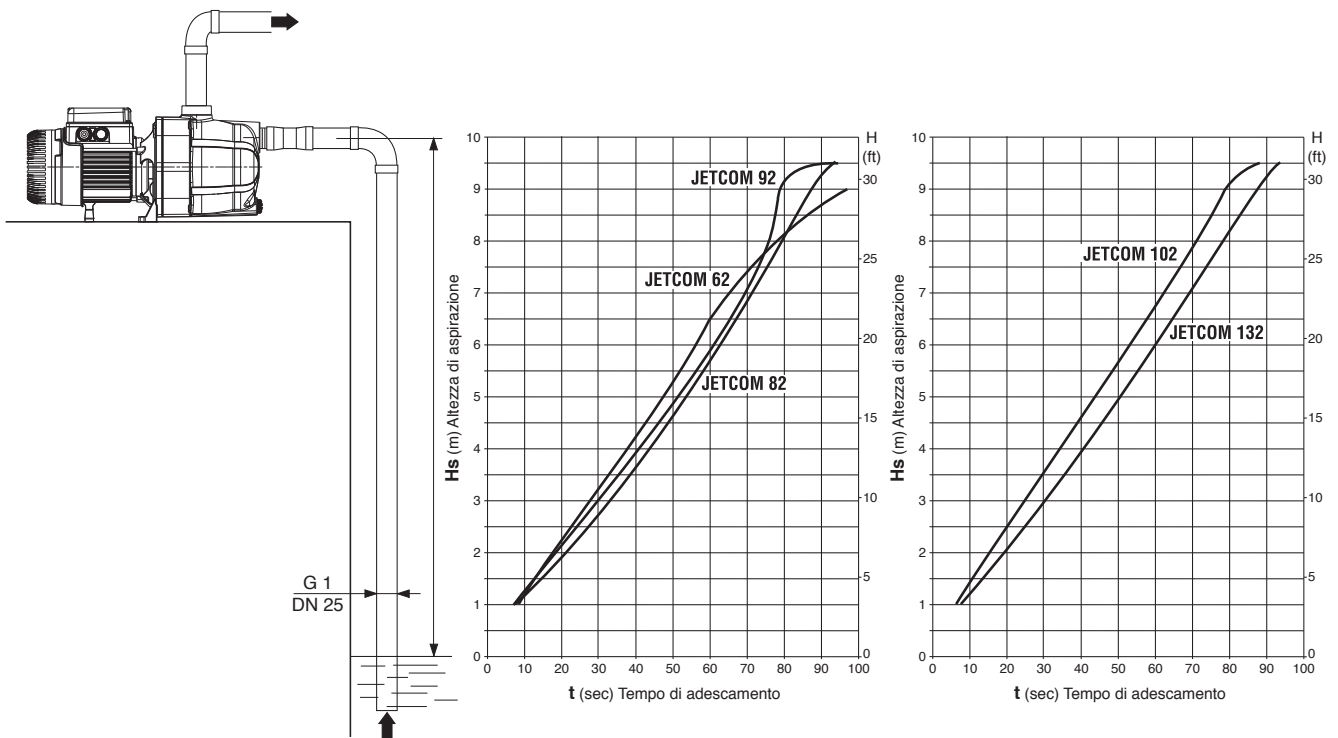
### MATERIALS

N°	PARTS *	MATERIALS
1	PUMP BODY	TECHNOPOLYMER A
4	IMPELLER	TECHNOPOLYMER A
7	SHAFT WITH ROTOR	AISI 416 STAINLESS STEEL X12 CrS13 - UNI 6900/71
16	MECHANICAL SEAL	CARBON/CERAMIC
28	OR GASKET	NBR RUBBER
36	SEAL HOLDER COVER	AISI 304 STAINLESS STEEL X5 CRNI 1810 - UNI 6900/71
160	VENTURI DIFFUSER NOZZEL GROUP	TECHNOPOLYMER A

\* In contact with liquid



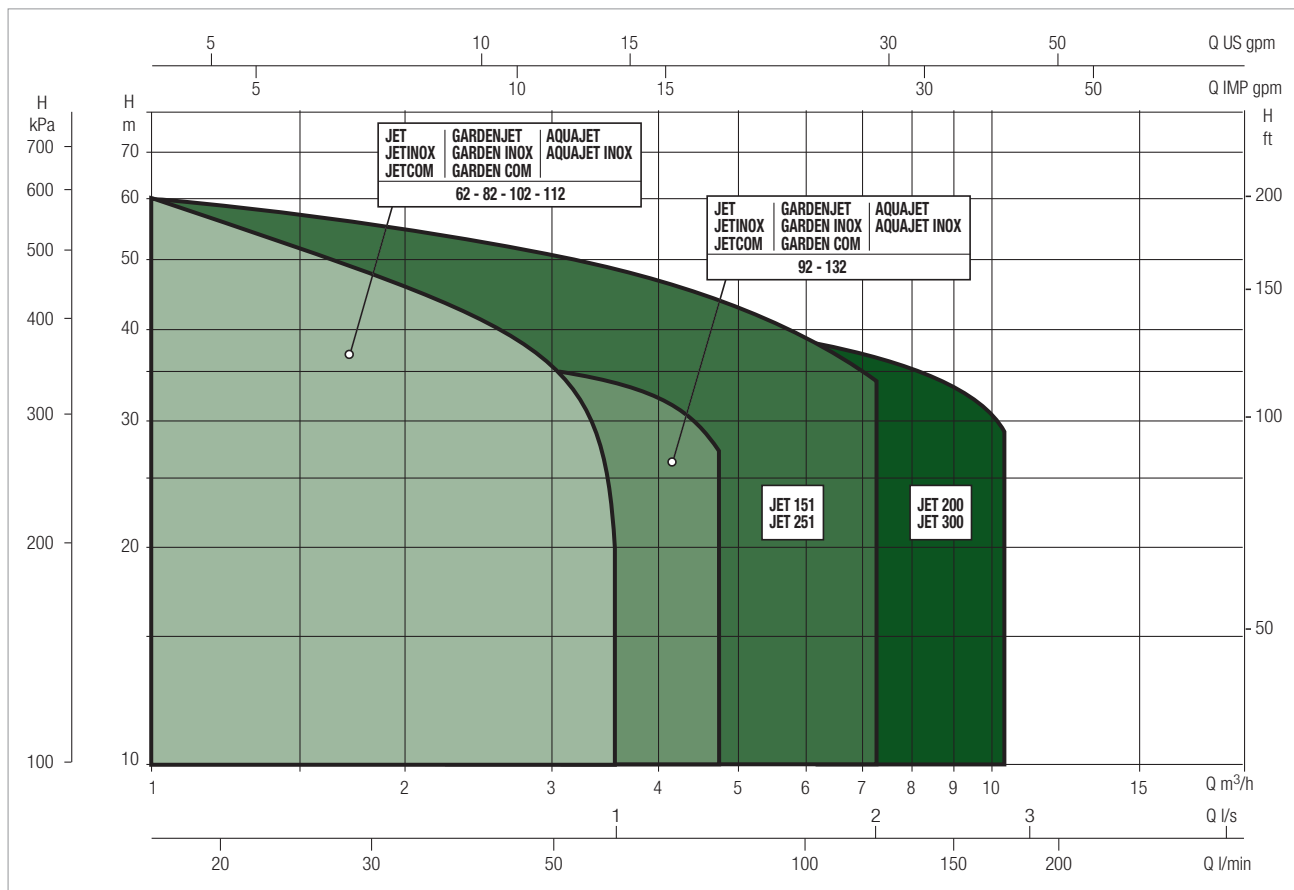
### SELF PRIMING CAPACITY



### PERFORMANCE RANGE

The performance curves are based on kinematic viscosity values = 1 mm<sup>2</sup>/s and density equivalent to 1000 kg/m<sup>3</sup>. Curve tolerance according to ISO 9906.

### GRAPHIC SELECTION TABLE

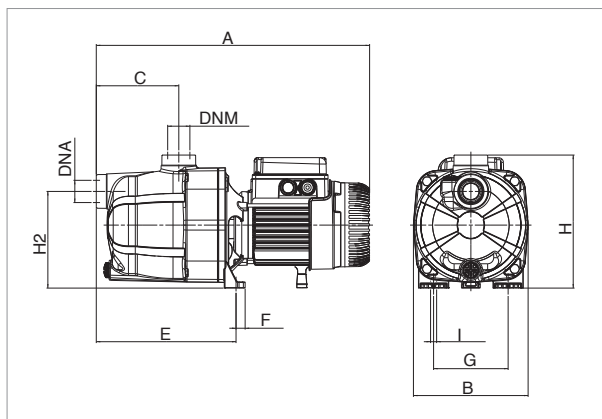


### JETCOM SELECTION TABLE

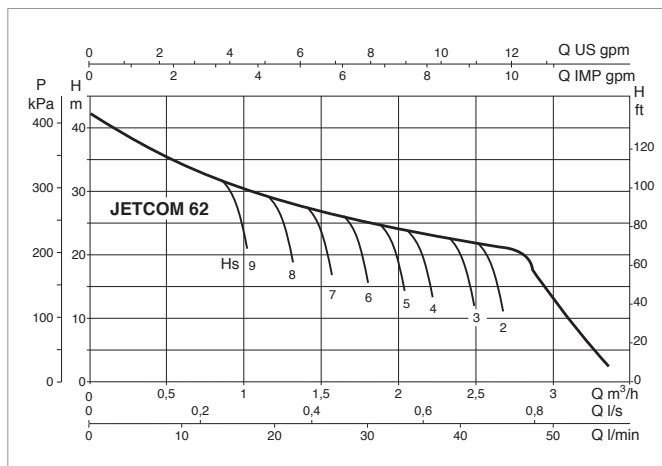
MODEL	Q=m <sup>3</sup> /h	0	0.6	1.2	1.8	2.4	3.0	3.6	4.2	4.8
	Q=l/min	0	10	20	30	40	50	60	70	80
JETCOM 62 M	H (m)	42	35	29.2	25.6	22.9	13			
JETCOM 82 M		47	40	34	30	26.2	23.5	20		
JETCOM 102 M		53.8	47	41	36.3	32.4	28.8	25.8		
JETCOM 102 T		53.8	47	41	36.3	32.4	28.8	25.8		
JETCOM 92 M		36.2	33.5	31	28.4	26	24	21.8	19.6	17.5
JETCOM 132 M		48.3	45.6	42.8	40	37.6	35	32.5	30	27.2
JETCOM 132 T		48.3	45.6	42.8	40	37.6	35	32.5	30	27.2

## JETCOM 62-SELF-PRIMING CENTRIFUGAL ELECTRIC PUMPS FOR DOMESTIC WATER SUPPLY

Liquid temperature range pumped: from 0 °C to +35 °C - Maximum ambient temperature: +40°C



The performance curves are based on the kinematic viscosity values = 1 mm<sup>2</sup>/s and density equivalent to 1000 kg/m<sup>3</sup>. Curve tolerance according to ISO 9906.

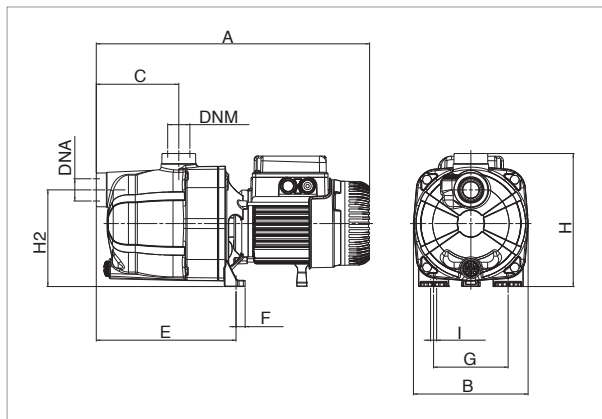


MODEL	ELECTRICAL DATA						
	POWER SUPPLY 50 Hz	P1 MAX kW	P2 NOMINAL		In A	CAPACITOR	
			kW	HP		µF	Vc
JETCOM 62 M	1x220-240 V ~	0.72	0.44	0.6	3.12	12.5	450

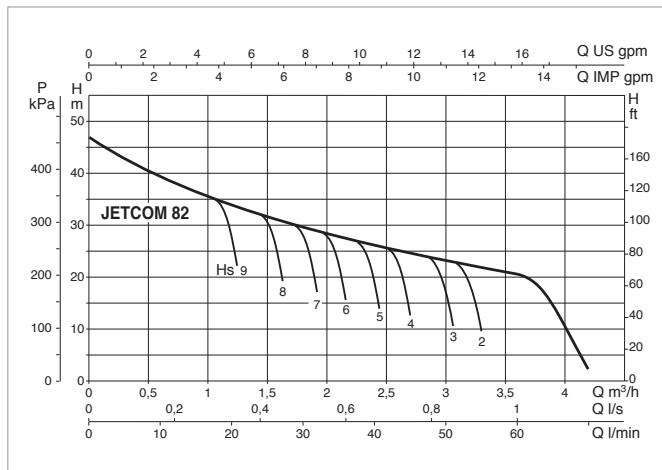
MODEL	A	B	C	E	F	G	H	H1	H2	I Ø	L	DNA GAS	DNM GAS	PACK DIMENSIONS			VOLUME (mc)	GROSS WEIGHT Kg
														L/A	L/B	H		
JETCOM 62	406	170	122	208	14	111	198	-	144	9	-	1"	1"	470	240	240	0.027	7.5

## JETCOM 82-SELF-PRIMING CENTRIFUGAL ELECTRIC PUMPS FOR DOMESTIC WATER SUPPLY

Liquid temperature range pumped: from 0 °C to +35 °C - Maximum ambient temperature: +40°C



The performance curves are based on the kinematic viscosity values = 1 mm<sup>2</sup>/s and density equivalent to 1000 kg/m<sup>3</sup>. Curve tolerance according to ISO 9906.

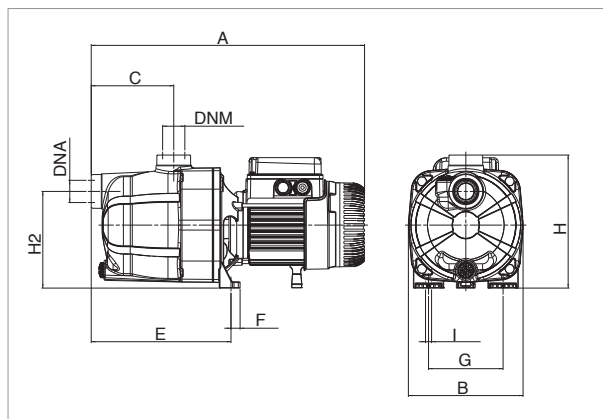


MODEL	ELECTRICAL DATA						
	POWER SUPPLY 50 Hz	P1 MAX kW	P2 NOMINAL		In A	CAPACITOR	
			kW	HP		µF	Vc
JETCOM 82 M	1x220-240 V ~	0.85	0.6	0.8	3.8	12.5	450

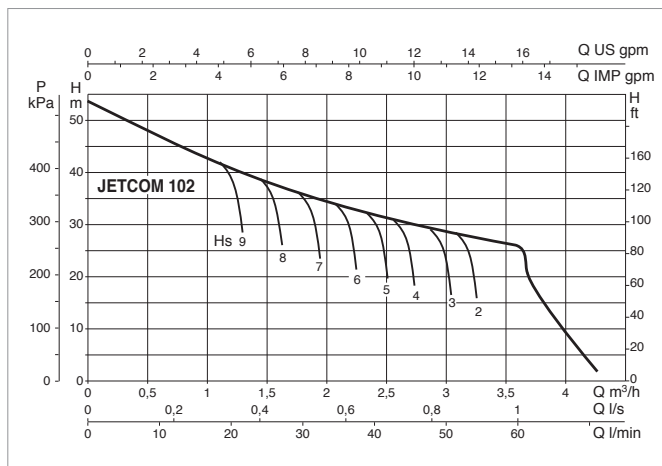
MODEL	A	B	C	E	F	G	H	H1	H2	I Ø	L	DNA GAS	DNM GAS	PACK DIMENSIONS			VOLUME (mc)	GROSS WEIGHT Kg
														L/A	L/B	H		
JETCOM 82	406	170	122	208	14	111	198	-	144	9	-	1"	1"	470	240	240	0.027	7.7

## JET 102 - SELF-PRIMING CENTRIFUGAL ELECTRIC PUMPS FOR DOMESTIC WATER SUPPLY

Liquid temperature range pumped: from 0 °C to +35 °C - Maximum ambient temperature: +40°C



The performance curves are based on the kinematic viscosity values = 1 mm<sup>2</sup>/s and density equivalent to 1000 kg/m<sup>3</sup>. Curve tolerance according to ISO 9906.

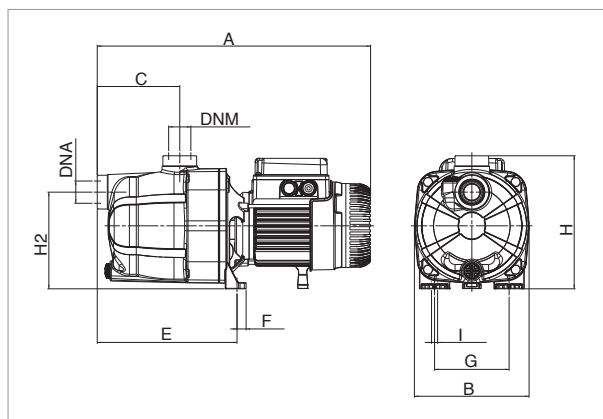


MODEL	ELECTRICAL DATA						
	POWER SUPPLY 50 Hz	P1 MAX kW	P2 NOMINAL		In A	CAPACITOR	
			kW	HP		µF	Vc
JETCOM 102 M	1x220-240 V ~	1.13	0.75	1	5.1	16	450
JETCOM 102 T	3x230-400 V ~	1.04	0.75	1	3.3-1.9	-	-

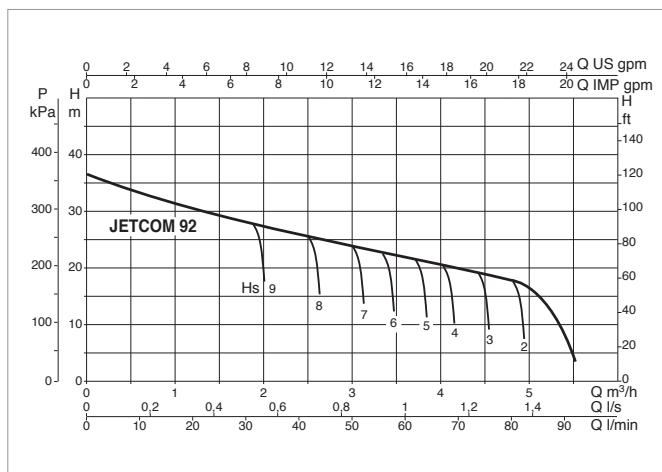
MODEL	A	B	C	E	F	G	H	H1	H2	I Ø	L	DNA GAS	DNM GAS	PACK DIMENSIONS			VOLUME (mc)	GROSS WEIGHT Kg
														L/A	L/B	H		
JETCOM 102	425	170	122	208	14	111	203	-	144	9	-	1"	1"	470	240	240	0.027	9.5

## JETCOM 92-SELF-PRIMING CENTRIFUGAL ELECTRIC PUMPS FOR DOMESTIC WATER SUPPLY

Liquid temperature range pumped: from 0 °C to +35 °C - Maximum ambient temperature: +40°C



The performance curves are based on the kinematic viscosity values = 1 mm<sup>2</sup>/s and density equivalent to 1000 kg/m<sup>3</sup>. Curve tolerance according to ISO 9906.

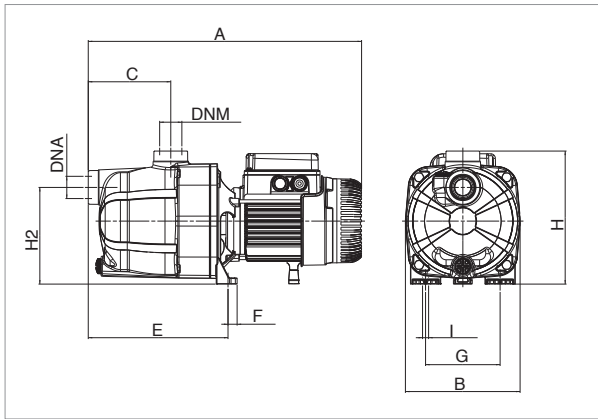


MODEL	ELECTRICAL DATA						
	POWER SUPPLY 50 Hz	P1 MAX kW	P2 NOMINAL		In A	CAPACITOR	
			kW	HP		µF	Vc
JETCOM 92 M	1x220-240 V ~	0.94	0.75	1	4.2	14	450

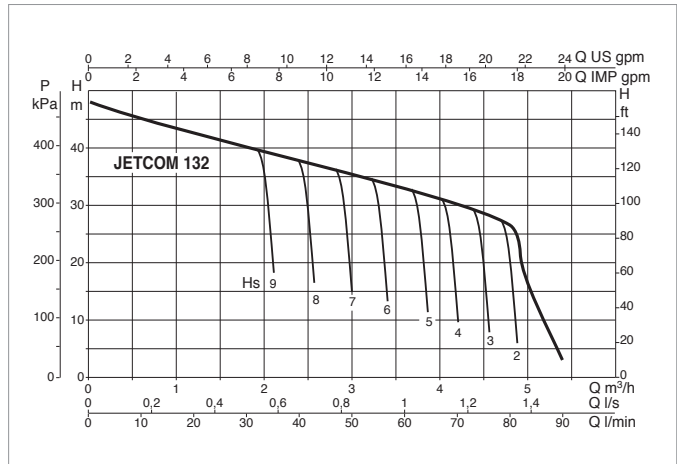
MODEL	A	B	C	E	F	G	H	H1	H2	I Ø	L	DNA GAS	DNM GAS	PACK DIMENSIONS			VOLUME (mc)	GROSS WEIGHT Kg
														L/A	L/B	H		
JETCOM 92	425	170	122	208	14	111	203	-	144	9	-	1"	1"	470	240	240	0.027	8.7

# JET 132 - SELF-PRIMING CENTRIFUGAL ELECTRIC PUMPS FOR DOMESTIC WATER SUPPLY

Liquid temperature range pumped: from 0 °C to +35 °C - Maximum ambient temperature: +40°C



The performance curves are based on the kinematic viscosity values = 1 mm<sup>2</sup>/s and density equivalent to 1000 kg/m<sup>3</sup>. Curve tolerance according to ISO 9906.



MODEL	ELECTRICAL DATA						
	POWER SUPPLY 50 Hz	P1 MAX kW	P2 NOMINAL		In A	CAPACITOR	
			kW	HP		µF	Vc
JETCOM 132 M	1x220-240 V ~	1.49	1	1.36	6.6	25	450
JETCOM 132 T	3x230-400 V ~	1.43	1	1.36	4.7-2.7	-	-

MODEL	A	B	C	E	F	G	H	H1	H2	I Ø	L	DNA GAS	DNM GAS	PACK DIMENSIONS			VOLUME (mc)	GROSS WEIGHT Kg
														L/A	L/B	H		
JETCOM 132 M	425	170	122	208	14	111	203	-	144	9	-	1"	1"	470	240	240	0.027	10.5
JETCOM 132 T	441	170	122	208	14	111	203	-	144	9	-	1"	1"	470	240	240	0.027	12.6